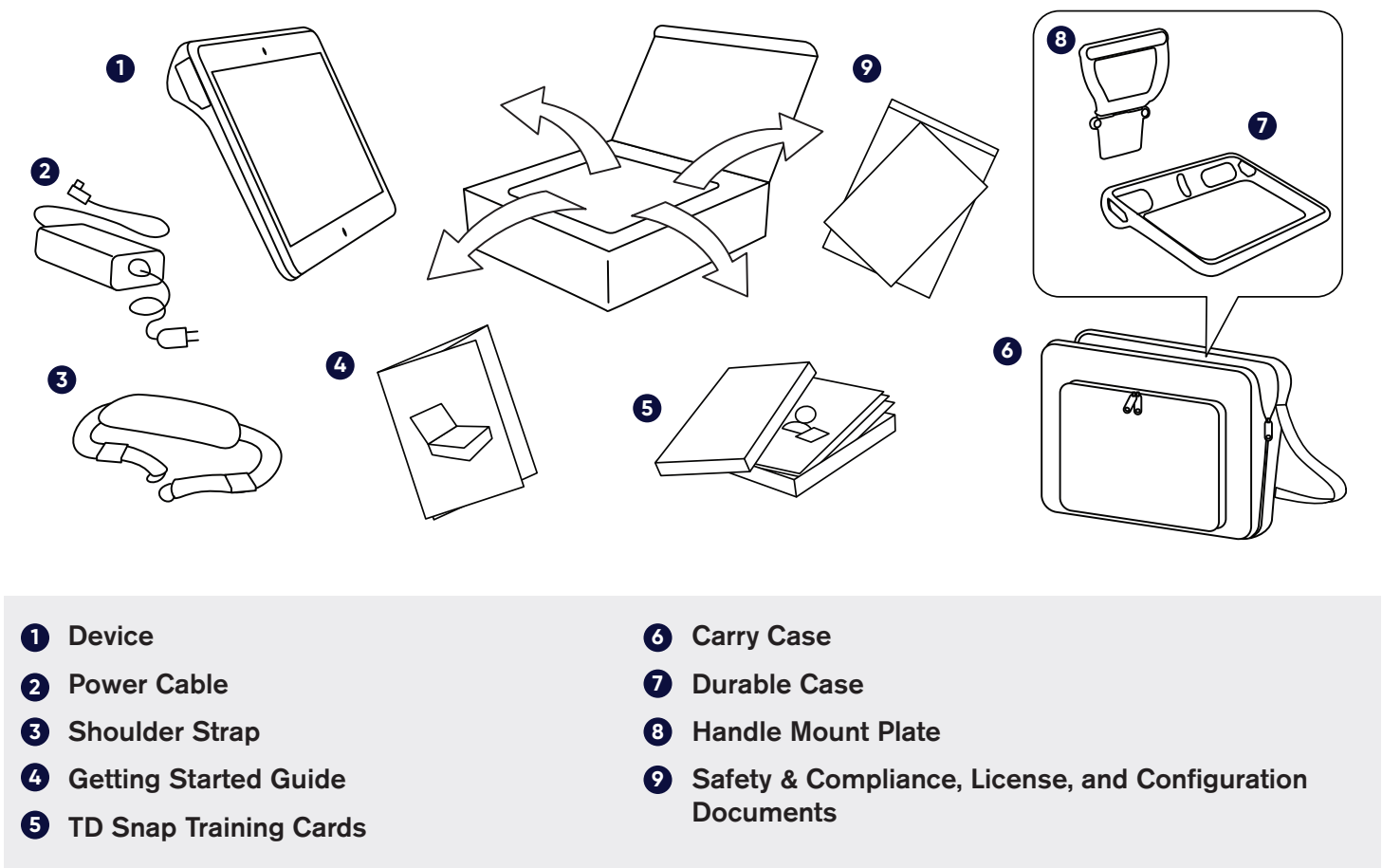


Getting Started Guide

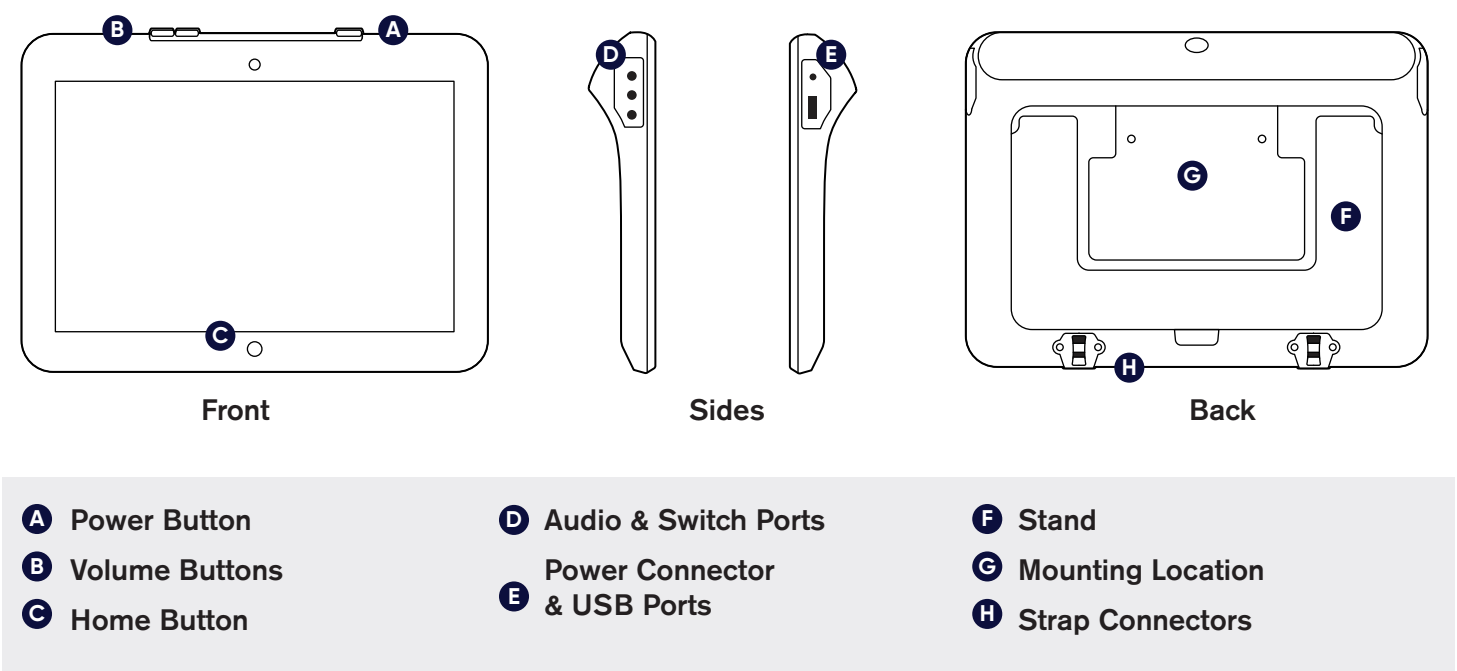
TD I-110



What's in the Box?



Getting to Know Your Device

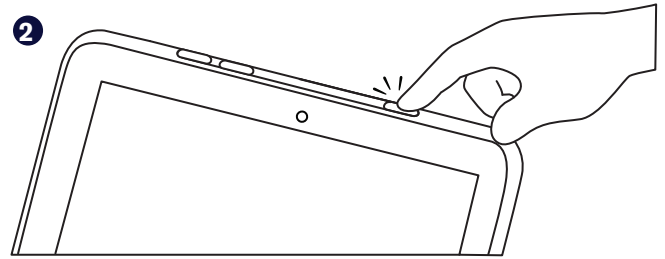
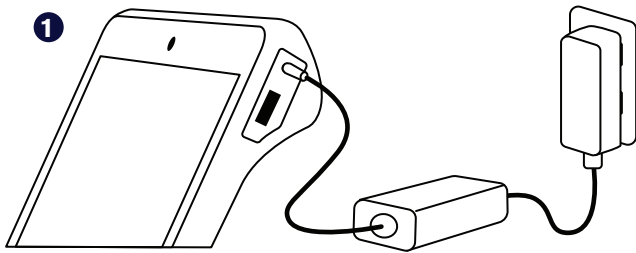


Follow the steps in this guide to set up and start using your device.

Step 1: Initial Setup

Start the Device

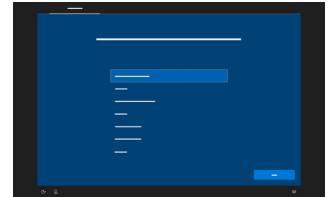
- 1 Connect the power cable to the device and plug in to an outlet
- 2 Press the Power button



Windows Setup

If your device has not been pre-configured, you will be prompted to complete the Windows Setup process first.

While this process does not require a Microsoft account, we recommend that you connect to or create the user's account and not a caregiver's account.



Step 2: Set Up TD Snap



Double tap the icon to launch the TD Snap app. Follow the prompts to create a new user or restore a saved user file.

Step 3: Mount & Position

The device may be positioned using a mounting system, laying it flat on a surface, or propped on the integrated kickstand. Start by situating the user comfortably, then find the device position that gives them clear screen visibility and easy access to their selection method of choice. Always position the device to suit the user, not the other way around. It is expected that the device may need to be repositioned throughout the day. Attach the shoulder strap for secure transport.

Step 4: TD Snap Training Cards

Continue your set up journey with the TD Snap Training Cards that came in the box with your device. The training cards walk you through the features of TD Snap, basic editing, backing up your data, and some activities to help you integrate TD Snap into your daily life.

Additional Resources

Scan the QR codes with your phone or use the links.



Tobii Dynavox
tobiidynavox.com



myTobiiDynavox
mytobiidynavox.com



TD Facebook
Community
grco.de/TDFB



Tobii Dynavox Learning
Hub (English only)
learn.tobiidynavox.com



TD I-110 Device
Documentation
grco.de/I-110manual



TD Snap
Documentation
grco.de/bcgYP0



Learn about access
methods
grco.de/bbA7US



North America
Technical Support
1-800-344-1778 ext. 1