


Speech Case Keyguard Holder Installation Instructions



Before installing the keyguard holder, the iPad must be installed in the Speech Case as specified in the *Tobii Dynavox Speech Case and SC Tablet Installation Instructions* document.



The keyguard holder may be used to provide additional durability, even if you don't plan on using a keyguard. The keyguard holder will stabilize the iPad inside the Speech Case.

Support for Your Tobii Dynavox Device

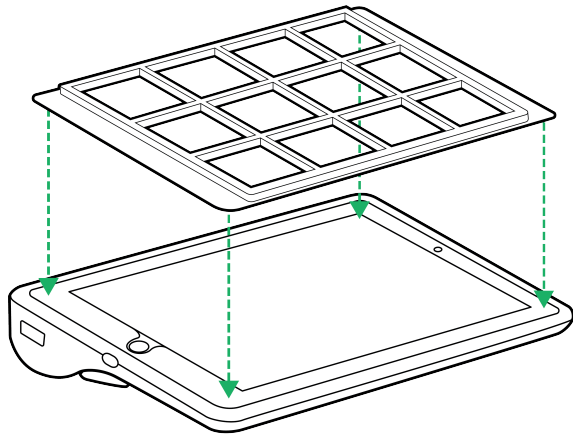
Get Help Online

See the product-specific Support page for your Tobii Dynavox device. It contains up-to-date information about issues and tips & tricks related to the product. Find our Support pages online at: www.TobiiDynavox.com/support-training

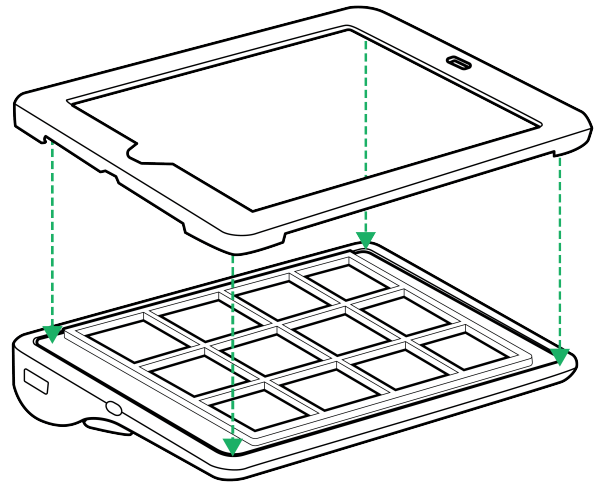
Contact Your Solution Consultant or Reseller

For questions or problems with your product, contact your Tobii Dynavox solution consultant or authorized reseller for assistance. They are most familiar with your personal setup and can best help you with tips and product training. For contact details, visit www.TobiiDynavox.com/contact

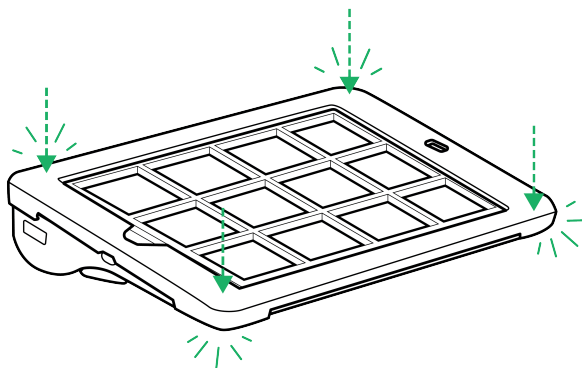
1. Place the optional keyguard on the iPad with the raised edges of the keyguard facing up.



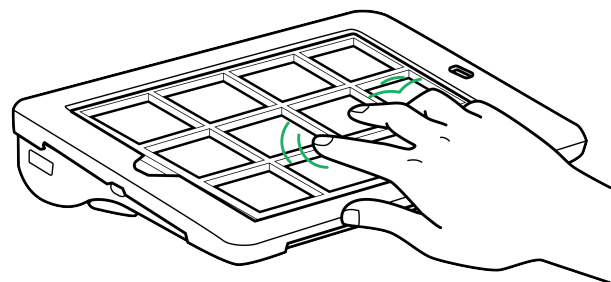
2. Press the keyguard holder onto the Speech Case/iPad/keyguard assembly.



3. When properly positioned, the keyguard holder will snap in place.



4. Wiggle the optional keyguard in a gentle circular motion with your fingers until it locks in place. Your key guard is now ready to use.



Support for Your Tobii Dynavox Device

Get Help Online

See the product-specific Support page for your Tobii Dynavox device. It contains up-to-date information about issues and tips & tricks related to the product. Find our Support pages online at: www.TobiiDynavox.com/support-training

Contact Your Solution Consultant or Reseller

For questions or problems with your product, contact your Tobii Dynavox solution consultant or authorized reseller for assistance. They are most familiar with your personal setup and can best help you with tips and product training. For contact details, visit www.TobiiDynavox.com/contact